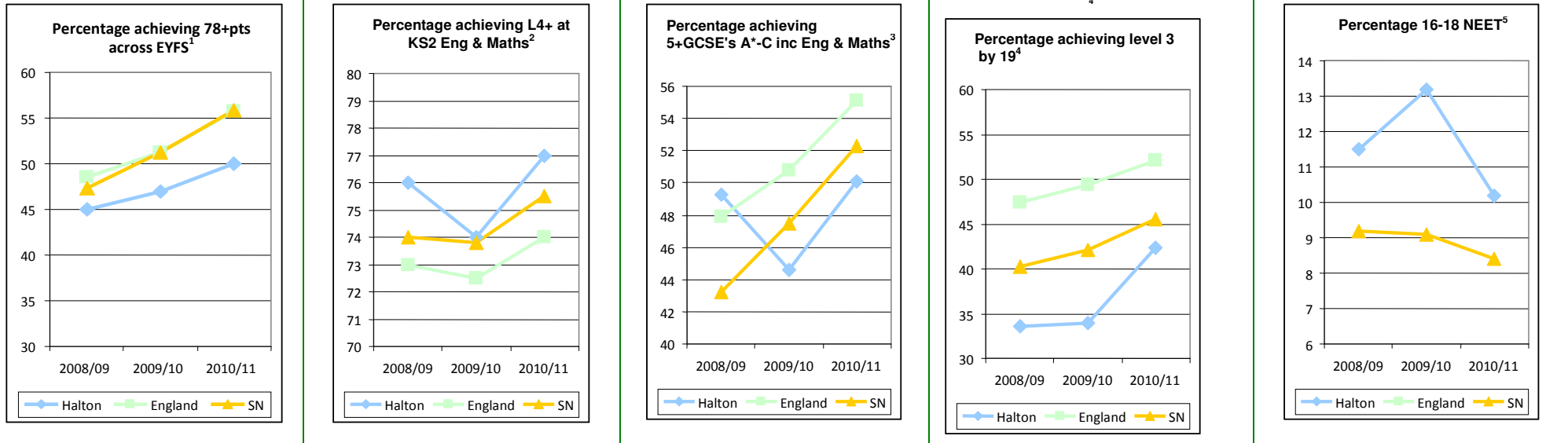


Appendix 2A

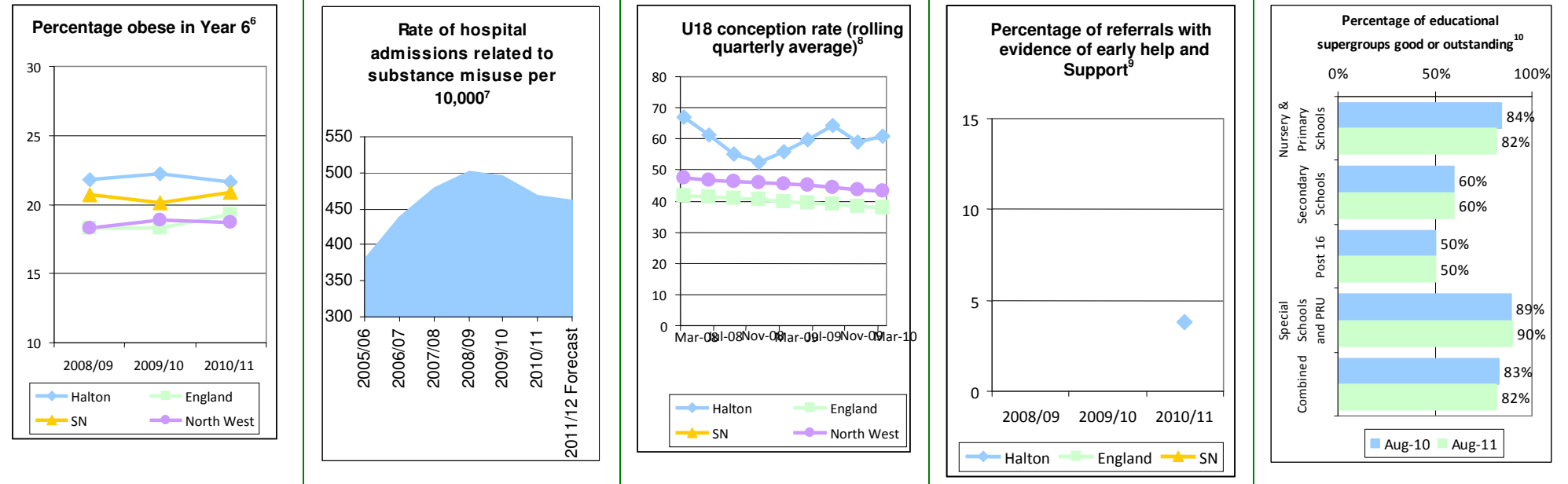
Sustainable Community Strategy Indicators

The Children and Young People of Halton ...

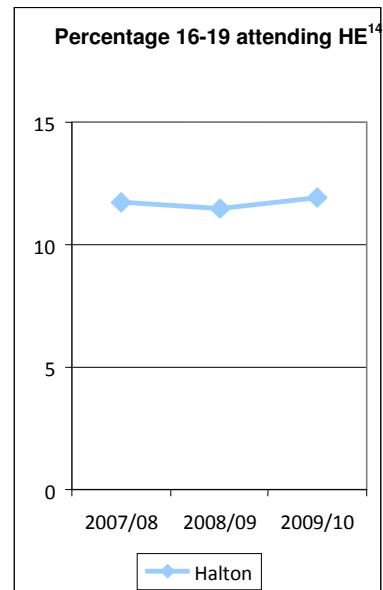

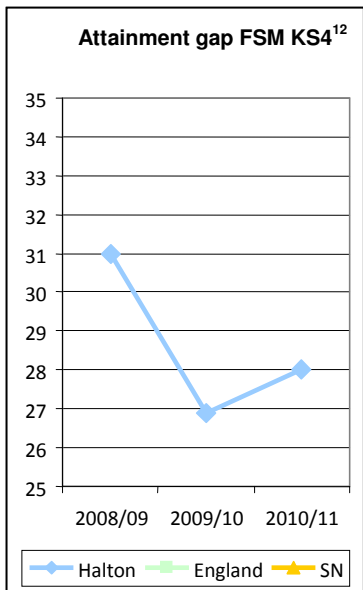
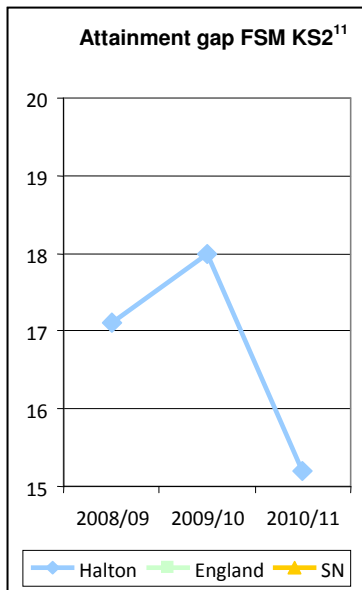
Are successful when they leave school



Are emotionally, physically and sexually healthy



Do well wherever they live and whatever their needs



Percentage of children with Statements of Special Educational Needs or receiving enhanced provision achieving two levels progress¹⁵ - Measuring their progress is now a requirement of the resource bases and first measurement will commence in 2011/12. Targets will then be set from the baseline position provided from this measurement.

Increase the percentage of children in care achieving their expected outcomes at Key Stage 2 and Key Stage 4¹⁶ - This is a new local measure and therefore 2011/12 data will be the baseline year from which targets can be set in future.

Performance Summary:
 Halton measures the performance of the priority outcomes using the indicators outlined above. Progress is shown, where possible, with 5 years information to measure trend, and comparator information where applicable. Targets are aligned to a direction of travel required for the indicators.
 Then a summary of what the performance shows and summary of key actions being taken against the areas where performance is not meeting targets etc.

Performance & Improvement

¹ Previously NI072,
² Previously NI073,
³ Previously NI075,
⁴ Local Indicator.
⁵ Previously NI117, no England comparator data
⁶ Previously NI056
⁷ Local Indicator
⁸ Based on NI112, however this is rate not percentage change from baseline
⁹ Local Indicator, no comparator information
¹⁰ Local Indicator based on Children's Services Assessment, Performance Profile from Ofsted
 No comparators available

¹¹ Previous NI102 (a), no comparator information available
¹² Previous NI102 (a), no comparator information available
¹³ Local Indicator, no comparator information available
¹⁴ Local Indicator, no comparator information available
¹⁵ Local Indicator, baseline position to be established 2011-12
¹⁶ Local Indicator, no comparator information available

Performance & Improvement

¹ Previously NI072,

² Previously NI073,

³ Previously NI075,

⁴ Local Indicator.

⁵ Previously NI117, no England comparator data

⁶ Previously NI056

⁷ Local Indicator

⁸ Based on NI112, however this is rate not percentage change from baseline

⁹ Local Indicator, no comparator information

¹⁰ Local Indicator based on Children's Services Assessment, Performance Profile from Ofsted
No comparators available

¹¹ Previous NI102 (a), no comparator information available

¹² Previous NI102 (a), no comparator information available

¹³ Local Indicator, no comparator information available

¹⁴ Local Indicator, no comparator information available

¹⁵ Local Indicator, baseline position to be established 2011-12

¹⁶ Local Indicator, no comparator information available